

# TFV2020 Profiles Revamp

# TikiFestVirtual 2020 Profiles Revamp

## Table of contents

---

- [TikiFestVirtual 2020 Profiles Revamp](#)
  - [Who](#)
    - [People Confirmed](#)
    - [People Interested](#)
    - [... was there?](#)
  - [When](#)
    - [Votes](#)
  - [Where](#)
  - [What](#)
    - [Profiles Revamp](#)
    - [Goals](#)
    - [Roadmap](#)
    - [Code revamp](#)
    - [Ideas](#)
    - [Cases](#)
  - [Recording](#)
  - [Follow-Up](#)
  - [Chat log](#)
- 

## Who

Volunteering Facilitator: [Bernard Sfez / Tiki Specialist](#)

Who plans to attend? (please vote for preferred times below)

## People Confirmed

- [Bernard Sfez / Tiki Specialist](#)
- [Xavier de Pedro](#)
- ...

## People Interested

- ...

## ... was there?

- ...

# When

TBD (vote below)

The time is now:




Time in your timezone (when this page was last reloaded): Monday 27 September 2021 06:50:47 CEST

# Votes

If more than one meeting is planned, please add other convene plugins.

The time will be set by the participants vote:

## Tiki Roundtable Meeting Time Votes

	14 Jun 2020 17:00 GMT-0000	16 Jun 2020 17:00 GMT-0000	17 Jun 2020 14:00 GMT-0000	18 Jun 2020 17:00 GMT-0000	19 Jun 2020 14:00 GMT-0000
<a href="#">Bernard Sfez / Tiki Specialist</a> 	✓	✓	✓	?	?
<a href="#">Jonny Bradley</a> 	?	✓	✓	?	✗
	1	2 	2	0	-1

# Where

- <https://tiki.org/live>

# What

## Profiles Revamp

Copied and adapted [https://dev.tiki.org/Profiles-revamp#Profile\\_reboot\\_May\\_2020](https://dev.tiki.org/Profiles-revamp#Profile_reboot_May_2020) (we can't include a page from another domain ?)

Tiki is very powerful and this power comes with complexity settings for beginners.

The profiles are supposed to help by duplicating a set a configurations / options ready to be used or ready to be customised.

Many ideas and discussions are in the air (from name change to advanced profiles).

# Goals

- Make Profiles the best way to configure a Tiki with a specific and complex setup  
IE: Setup a shop, a CRM, an Accounting system, etc
- Make Profiles the best candidate to create simple and quick documents (kind of google forms)
- Make Profiles usable on existing Tikis that contains data already
- Make Profiles configurable during the install process  
IE: Configure fields name, trackers or trackers name, currency, etc
- ~~Make Profiles "rewindable"~~
- ~~Make Profiles predictable~~

# Roadmap

1. Find a better name for it.
  - I don't think this is necessary; I can live with "Profiles". It will only make it more difficult and add more work to rename everything where the term "profiles" appears
  - As discussed during the TFV preparation meeting: This feature is less for the "pros" (that can configure what they want/need) but for the newbie that need to be convinced and benefit quickly from the power of Tiki. "Profile" is just not saying what the feature do + in 2020 profile has other more commonly accepted signification. While keeping it simple we should name it for what it does really.
2. Remove and unify the version category  
Profiles list should display the "installable" profiles for the running version
3. Do a soft revamp (quick win) so the feature look less confusing.  
<https://dev.tiki.org/item6767-Profile-soft-UX-UI-revamp-proposal>
4. Evaluate the code improvement and the missing parts to decide how we complete the revamp

# Code revamp

- ...

# Ideas

- Split the profiles in 2 categories to clarify the usage:
  - The Tiki configuration profiles like: add a banner, create a bootstrap grid, Activity\_Stream, user\_profiles (Tiki a la Mette, JonnyBs\_Luxury\_Tiki\_Setup), etc
  - The use case setup profiles like: TikiKart, GroupMail20, GeoCMS, Project Management, Tiki forms, etc
- Profiles password protected and Profiles Shop
  - Add the opportunity to use password protected profile websites  
An IT company or a freelancer offers services where he/she needs specific reproducible configurations on a regular base, but does not want to publish everything of his ideas, as consulting and skill is the base of creating income in the Free Open Source Software world. It would be useful for him/her to password protect his/her personal profiles website and use it for own development of customer projects only
  - Add a profiles shop on top of the previous password protection to allow to sell profiles with

limited access to specific profiles on a profiles website

- Profiles loading and installing files like template files and complete themes
  - How/Does that relate to <https://doc.tiki.org/Addons> ?

Currently profiles an only set configurations which requires to manually download these files and put them into specific folder in Tiki. It would be nice, if Tiki Profiles could also fetch Theme files/folders and install them on a Tiki.

This could be a useful addition for the Tiki themes market place

- Improve filtering of profiles from Tiki UI: Profiles Wizard and/or Profiles Control panel. Ideas: some profiles do many things, and are not suitable for production sites BUT are very appropriate for new power users testing Tiki in a brand new tiki installs. So allow easy filtering for end user would help reducing dissapointments of one end or the other, imho
  - <https://dev.tiki.org/item6433-Add-a-grid-masonry-display-for-the-profiles-in-the-Profiles-Wizard-with-filters?from=Profiles+Wizard>
  - <https://dev.tiki.org/item5894-Provide-a-tablesorter-powered-list-of-profiles-in-the-Profiles-Wizard-bundled-in-Tiki-to-filter-on-features-tags-names-and-such?from=Profiles+Wizard>

## Cases

### Complex configuration

Often Tiki developers find solutions for specific minor administration or productivity tasks with Tiki, which require a certain set of configurations and optionally to install a set of files. Many functionalities of Tiki can be implemented by configuration only. In case files would be needed, that are usually either single template files or themes.

Given this developer creates and publishes a profile, other developers or users can apply the profile to their Tiki and get use of the same functionality in only a few clicks and minutes.

#### Use Case Examples

- Back to Top button by luciash  
see also: (<https://profiles.luciash.eu/>)
- Specific menus, navbars or off-canvas navbars  
ex: setup a wordpress like flavor of Tikis Main Application menu in a left off-canvas menu  
ex2: setup of a standard Bootstrap fixed-to-top navbar with specific menus and modules inside  
This setup and published as a profile would save a lot of time, when used by a developer on many projects
- Specific setups with Trackers and List/CustomSearch on a related wikipage (might need additional template files)
- ...

### Duplicating existing configuration

Given a developer does a certain set of complex configurations for most of his projects and thus needs to do the same set of complex configurations every time from zero, when he/she installs a new Tiki. Setting up a Profile can ease his/her work and saves a lot of time.

This profile would transform to a personal reproducible Tiki App or Tiki Flavor.

see also [Profiles](#)

### Use Case examples

- Shop
- Task management tool for specific use cases
- Project management tool
- ...

## Pre-packaged Tiki Apps and Flavors

### Use Case examples

- A developer want to offer a product for specific Use Cases as a downloadable App or a Tiki Flavor. He/she could create a Profile. If this profile could be preset in a downloadable Tiki package, his/her community or customers could download the modified Tiki which has the profile pre-applied, running out of the box without the need to setup anything. For user/customer specific settings a modified Wizard could be offered to only set domains, logo etcetera. This Tiki App / Flavor would still be a full fletched Tiki that could be altered and further developped as any other Tiki and optionally switched to be run from the SVN-repository.
- ...

## Wish related to profile

Check: [https://dev.tiki.org/Profiles-revamp#Profile\\_reboot\\_May\\_2020](https://dev.tiki.org/Profiles-revamp#Profile_reboot_May_2020)

Related

---

## Recording

Watch and listen to the recording of the meeting [here](#).

## Follow-Up

- ...

*put your follow up action(s) when you're done into the list above*

## Chat log