

Table of contents


- build a library of reusable tags
 - RFEs
 - examples
 - categories
 - Forms
 - text area
 - rolldown
 - option library
 - library of scripts
 - checkboxes
 - radio buttons
-

build a library of reusable tags

The quicktags are very cool and now support categories by object... though I'm not sure what objects specifically as the objects supported are not loaded from the db... they are entered by hand 🙄

RFEs

- the categories for the quick tags is vague... needs a list of cats or a drop down to help users understand options here
 - note : categories only work one at a time. This won't work

Icon	Category	action
 images/code.png	wiki,tracker	delete edit

- support for html tags
- support for export to share among other libraries

examples

The quicktags are those little icons on the right, since 1.8rc2, of the edit page : you click on it and a javascript is used to insert a tag in the textarea, depending your actual selection. Given a good browser like [mozilla](#) you can select text then click on the quicktag and your text will be wrapped in the desired tag! This has enormous implications for grading papers on line!




early message from mose:

In 1.8rc2 I introduce tiki-admin_quicktags.php (link in admin menu, named QuickTags, accessible by admin only) you can customise the tags names, inserts and icons to fit your own needs. It can be used for redundant formatting insertion, quoting, using in a virtual classroom to annotate contents by dgd, anything.

QuickTags are now stored in the very simple table tiki_quicktags. Can be enhanced.

categories

You must add a category for each of your quickags. But only one category per quicktag is now supported: This won't work.

Icon	Category	action
  	wiki,tracker	delete edit

Here are some quicktags I would use to create forms:

Forms

here's the short answer fill in the blank



■

text area

Here's a working text area... the tags required for creating this text area field could be created using QuickTags (unfortunately, right now, there's a bug in the QuickTags that doesn't allow more than 21 quick tags... other wise I'd create demos of all of these tags...



Instructions for the assignment can go in here or templates for the students to use while writing?

rolldown

need those rolldowns:

I lifted this straight from the W3C site on HTML forms... mozilla's composer under win2k is buggy, preview doesn't work.



Click the rolldown ▼

option library

Imagine having to retype options like this one. This is why the QuickTags can be very useful and why the use of wiki form templates are critical for speeding development and delivery of content and assignments. Ideally there would be a way of knowing what templates are being used at any one time but that's a future problem.

100 ▼

29
28 27
26
25
24
23
22 21
20
19
18
17
16 15
14
13
12
11
10 9
8
7
6
5
4 3
2
1
0

library of scripts
















these fields could be supplied from a simple text or wiki file like this:

i = 'cat yourrubricfile.txt'; for n in i; do grep \$n form.txt; done

Or maybe not... just a thought
this doesn't work

{picture file=img/wiki_up/quicktags.png width=300 height=300 align=center}

this does

Label	Insert	Icon	Category	action
CODE	{CODE()} text {CODE} {img src=images/code.png}	 images/code.png	wiki	delete edit
ATD	~~#FF0000:Lack of attention to detail in regards to spelling, punctuation, capitalization, and ignoring instructions or spirit of assignment; half to zero credit.~~((ATD)) {img src=img/icons/red_dot.gif}	 img/icons/red_dot.gif	wiki	delete edit
logic	~~#FF0000:text~~ ((logical construction)){img src=images/ed_list_num.gif}	 images/ed_list_num.gif	wiki	delete edit
redundant	~~#FF0000:text~~~~#FF0000:Redundant!~~{img src=img/icons/rotate.gif}	 img/icons/rotate.gif	wiki	delete edit
transition	~~#FF0000:No transition!~~((transition sentence)){img src=img/icons/bksort.gif}	 img/icons/bksort.gif	wiki	delete edit
passive	~~#FF0000:text~~((passive voice)){img src=img/icons/td.gif}	 images/book.gif	wiki	delete edit
comma splice	~~#FF0000:text~~ ((CommaSplice)) {img src=img/icons/td.gif}	 img/icons/td.gif	wiki	delete edit
red mark	~~#FF0000:text~~	 images/fontfamily.gif	wiki	delete edit
Quote?	~~#FF0000:text~~ ((IncorrectQuotingFormat))	 img/icons/quote.gif	wiki	delete edit
pp	~pp~text~/pp~	 img/icons/ico_mode.gif	wiki	delete edit
No context	~~#FF0000:Impossible to answer without more context.~~	 img/icons/whelp.gif	wiki	delete edit
SV	~~#FF0000:text~~ ((subject verb agreement))	 images/ed_link.gif	wiki	delete edit
vague	~~#FF0000:text~~ Rewrite this sentence.((Vague or Poor Logic or Awkward))	 images/ed_redo.gif	wiki	delete edit
frag	~~#FF0000:text~~ ~~#FF0000:FRAGMENT~~ Rewrite this sentence; review ((Sentence Structure Basics))	 img/icons/change.gif	wiki	delete edit
Spelling	~~#FF0000:text~~ ((Spelling Error))	 images/ed_format_strike.gif	wiki	delete edit

checkboxes

Check boxes are good in forms

click here

or here

or there

radio buttons

And how could we tune our pages to the right tone without radio buttons?

☐ " value="1">

☐ " value="1">

☐ " value="1">

☐ " value="1">